



LIANTHE IDENTIFICATION EVALUATION

INTEGRATED IMPACT PLAN

2024

2024

2024

2024



联合资信评估股份有限公司

China Lianhe Credit Rating Co., Ltd.



" " " " " " 2023

1 2023

2023	1		
2023	1		
2023	4		
2023	6		
2023	8		;
2023	8		
2023	11		,
2023	12		" "
2024	3		7 2024
2024	4		58

2023

2023	2024			315911.85
56671.08		5.80%	6.90%	0.70
0.90				

	2023	2024		
356040.19	67277.84		2.85%	0.03%

2023	41.89%	3.76
	1	

2023

724

2024

1

2024

2024

0.57%

6.88

1.35%

8.95%

0.74

2023

3

1

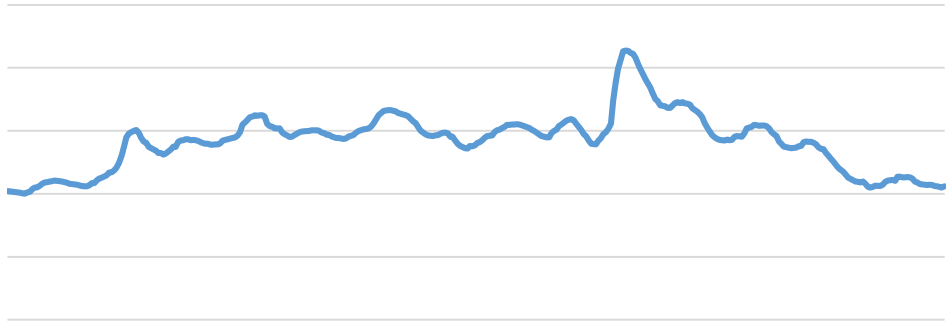
16

46.73% 38.32% 14.95%

107

50

41

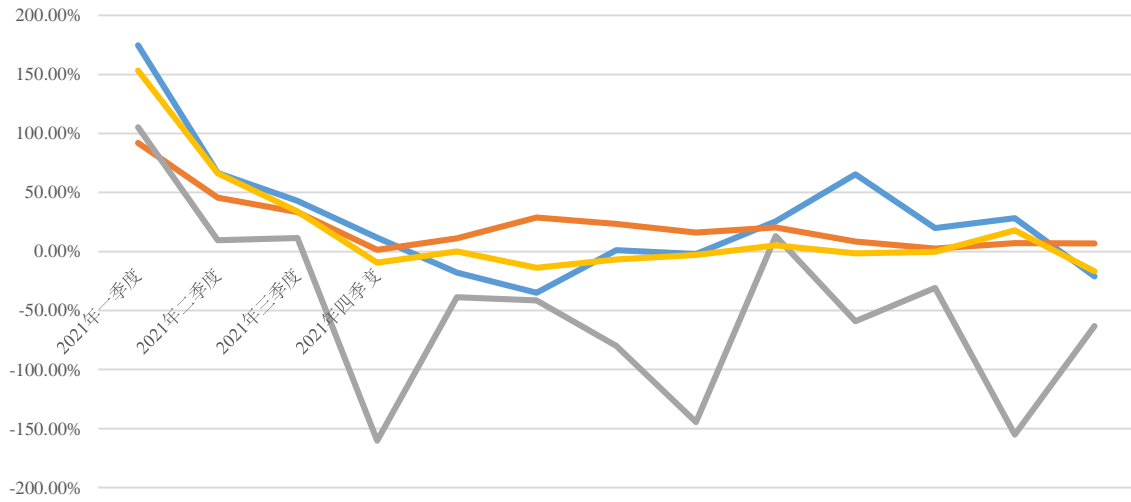


2024

4

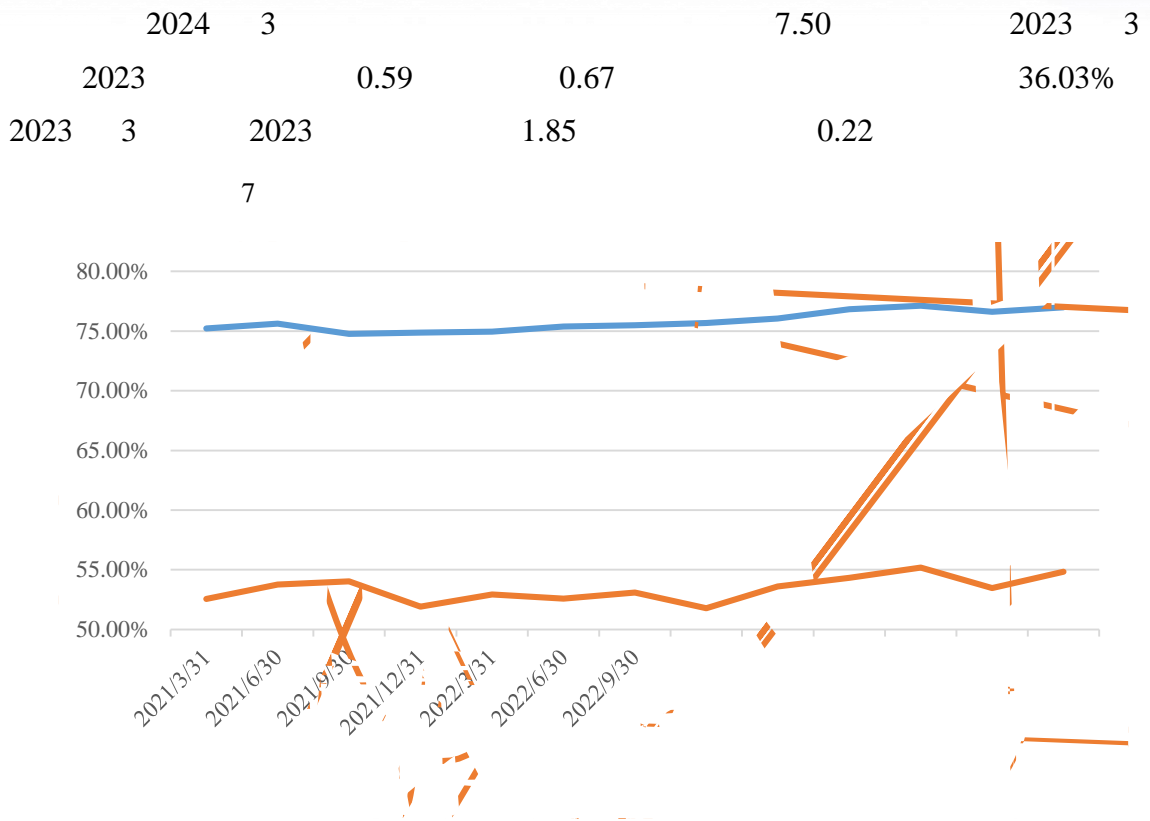
2024 3

5



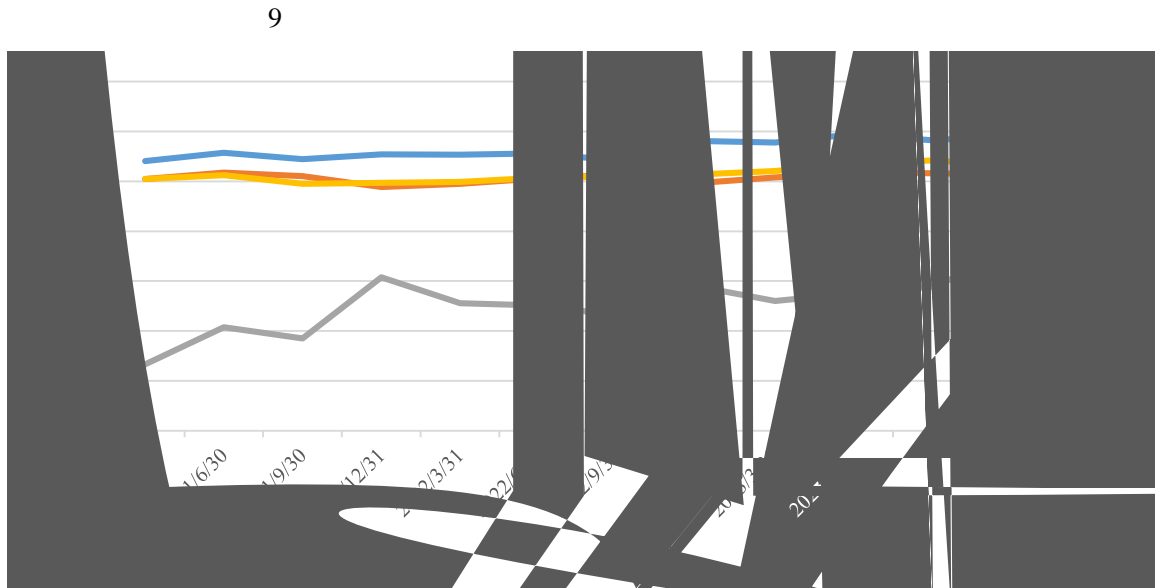
6

0.38	76.99%	2023	3	2024	3	0.94
2023	1.25			2023		54.85%
				2023	3	
				1.38		



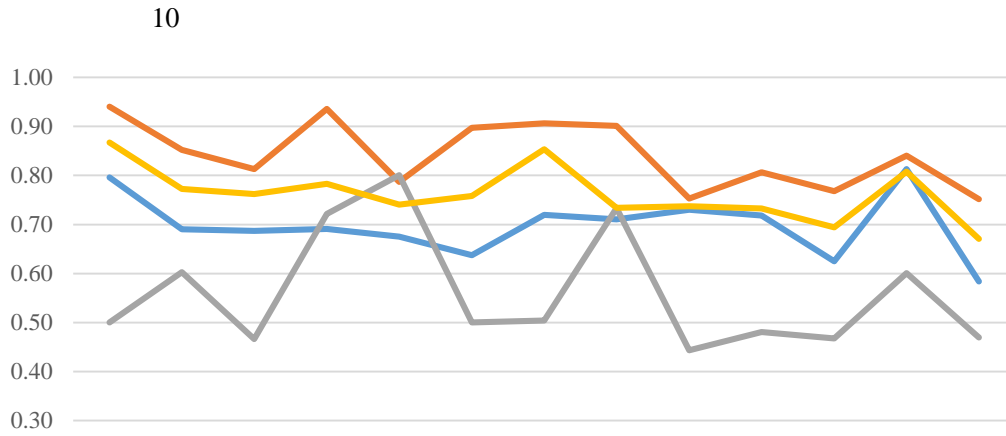
8

2024 3
 76.62% 80.18% 64.90%



				2024	
			-6081.95		36.40%
			PPP		
		-1668.94		15.35%	76.01%
			-7750.89		
				2024	
			6872.18		5.77%
		2024 3			/
0.67	2023 3	2023		0.07	0.14

2024 3 / 0.75
 2023 3 2023 0.81% 10.62%
 / 0.47 2023 3 2023 5.81%
 21.89%



2023 2024
 " "

2023 2024 50.30 10.00
 3.00% 4.50% 2.10 0.60

2024
 9.50% 14.00

2024 8.75%

2.07

11 2014 2024

		2023	2024				
110912.88		22082.37		9.60%	9.50%		
						2023	
2024			20.40%	27.80%		2023	
2024				5.50%	6.50%		
					2023		
	6.50%	8.50%				2024	
				27.60%	19.40%		
							2024
2023							
4 30			"				
			"	"	"		2024 4
5							
2024 5 17							
					15.00%		

2024

66.67% 2024 130
 11.41% 0.76% 1701.50 38.61%

2 2024

0

	2024			2023			2023			%	%
			%			%			%		
	38	397.50	23.34	35	341.20	22.34	18	280.86	22.88	41.53	16.50
	1										

	20	249.00	14.63	35	387	25.34	5	69.70	5.68	257.25	-35.66
	2	15.00	0.88	5	43	2.82	3	20.00	1.63	-25.00	-65.12
	130	1701.50	100.00	131	1527.20	100.00	78	1227.56	100.00	38.61	11.41

2024

AAA	AAA	104	67.74%	10.64%
AAA	1542.50	40.19%	21.82%	AA ⁺
		AA		

4 2024

	2024			2023			2023			% %	% %
			%			%			%		
AAA	104	1542.50	90.66	94	1266.20	82.64	62	1100.26	89.63	40.19	21.82
AA ⁺	20	135.00	7.93	29	208.00	13.58	7	81.00	6.60	66.67	-35.10
AA	6	24.00	1.41	8	53.00	3.79	9	46.30	3.77	-48.16	-54.72
	130	1701.50	100.00	131	1527.20	100.00	78	1227.56	100.00	38.61	11.41

2024

56

	33.33%	11.11%		
			70	
32.08%	24.73%	1108.50	10.02%	6.31%
2024		60	140.00%	57.89%
	593.00	169.55%	72.38%	
11	8		34.85%	
	16.93	12.33		

5 2024

	2024				2023				2023				% %	% %
			%				%			%				
	70	1108.50	65.15	28	93	1183.20	77.48	43	53	1007.56	82.08	25	10.02	-6.31

AA ⁺	9	2.32~2.99	2.64	83.77	32.60	7	2.59~3.37	2.98	79.75	14.31
AA	3	2.54~2.99	2.76	79.84	-3.93	4	2.92~4.46	3.56	125.44	45.69

“ ”

“ ”