

	2021		2020	
	2021	2020	2021	2020
2019				
2019				
AA <sup>-</sup>			AA <sup>+</sup>	AA <sup>-</sup>
2021			23	1.1
<sup>2</sup> 87			<sup>3</sup> 1,015.76	
2020	31	98	2019	49
2020	1,019.36		2019	914.50

---

1 / /

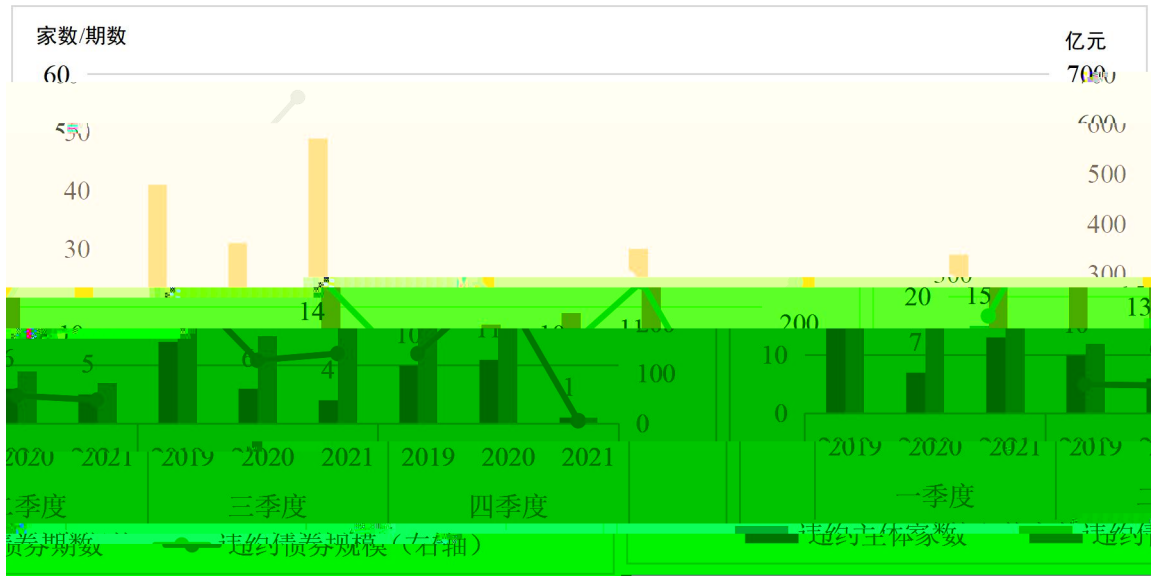
1~2  
2  
3

2021

13

2021

1.2



*			2021/2/10	AAA/	( C )
*			2021/2/10	AAA/	( C )
			2021/2/10	AA+/	( C )
			2021/2/10	AA+/	( C )
*			2021/3/13	AA+/	( C )
*			2021/2/10	AA/	( C )
			2021/3/13	AA/--	( C )
			2021/2/10	AA-/	( C )
			2021/2/10	AA-/	( C )
			2021/2/10	A/	( C )
			2021/3/13		
			2021/2/27	AAA/	C
			2021/6/15	AAA/	C

			2021/7/12	AAA/ AA+	C
			2021/6/1	AA+	C
			2021/3/9	AA/	C
			2021/8/30	AA+	C
			2021/11/8	AA/	C
			2021/7/19	A+	C
			2021/4/26	BBB+/-	C
			2021/5/6	BB+	C
			2021/7/16	CCC/-	
			2021/4/26		

2021 1 1

 2021 12 31 \*  
 2019

2020

2020 12 23

Wind


			2021/6/16	AAA/	A/
			2021/11/19	AAA/ AAA/ AA+	AAA/ AA+/ AA+/-
			2021/12/7	AA+	AA/
			2021/6/7	AA+	A/ ( )
			2021/9/23	AA+	BBB+/ ( )
			2021/11/25	AA+	BBB+/-
			2021/11/1	AA+	BB/
			2021/10/19	AA+	B/
			2021/12/22	AA/	AA-/ ( )
			2021/9/13	AA/	A+/ ( )
			2021/5/19	AA/	BB/ ( )
			2021/12/1	AA+/-	A/
			2021/10/27	AA-/ ( )	B+/-
			2021/8/5	AA-/ ( )	B+/-
			2021/2/2	A+/-	BBB+/ ( )
			2021/8/3	A+/-	BBB+/- ( )
			2021/1/5	BB+/-	BB/

Wind

			2021			0.45%	2020
0.64%	2019		0.88%				
AAA	AA+	AA		2019	2021		

2021

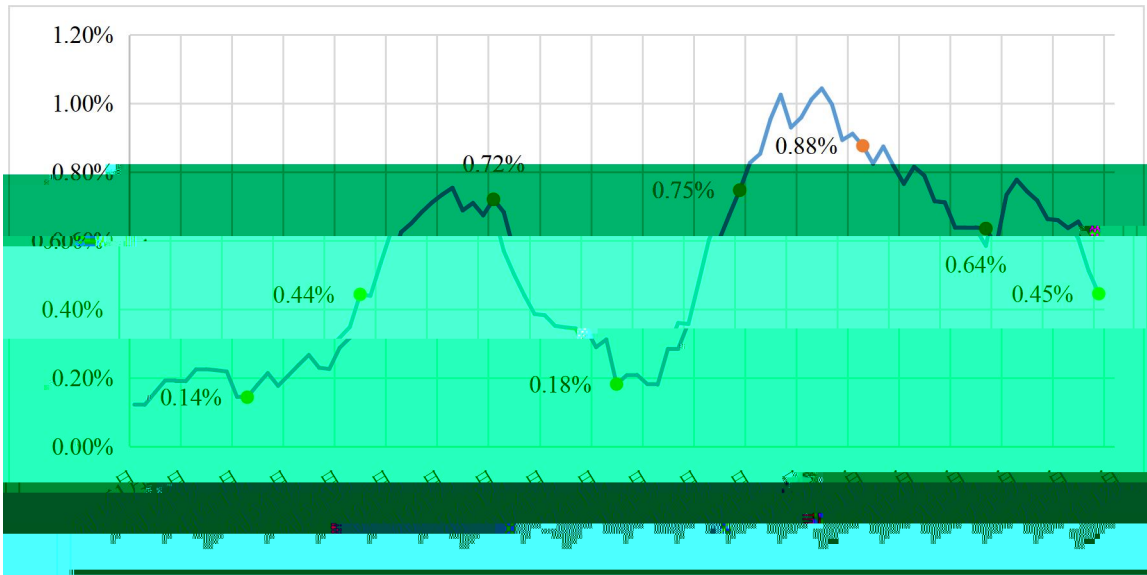

			95	0	0.00%	107	0	0.00%
8	0	0.00%	4	0	0.00%	4	0	0.00%
			3	0	0.00%	0	0	--
						2	0	0.00%
			0	0	--			
2	0	0.00%						
						2	0	



	0	0	--	0	0	--			
	0	0	--	0	0	--	0	0	--
				0	0	--	0	0	--

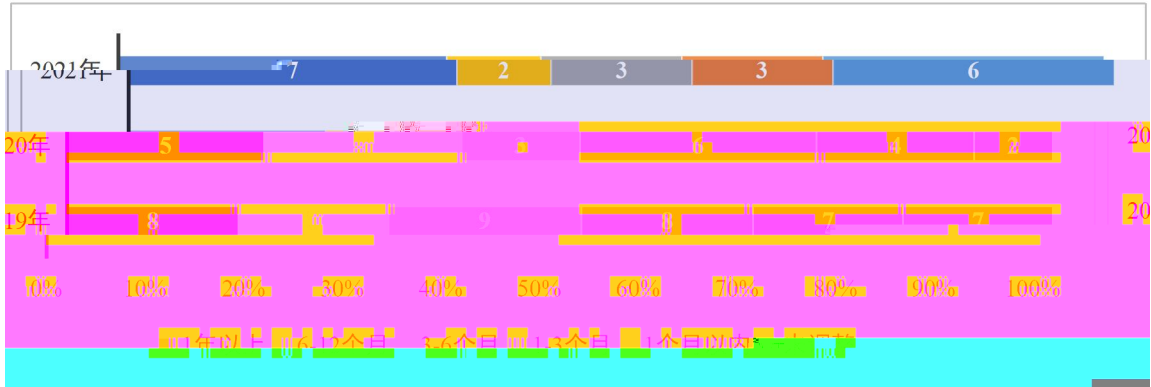
/ 20 35 2020 12 23 2021 2019 2021

COS



2020 192      2019 184  
                 6                  1

2020      2019



2021			155			
2.57%	2020	5.68%	3.11	2019	5.42%	2.85
				17	0.28%	2020
4.07%	3.79		2019	3.89%	3.61	

	3.89%	4.07%		0.21%	0.09%		4.10%	4.16%	
	1.53%	1.61%		0.37%	0.42%		1.91%	2.03%	
	5.42%	5.68%		0.58%	0.51%		6.01%	6.19%	

Wind

2021				47				7
	2020	41	2019	42				47
				121		2.6		2020
	1.9	2019		2.4				
						8	3.9	2020
	5.4	2019		4.9				



	AAA	A <sup>-</sup>
	AAA	B
	AA <sup>+</sup>	A <sup>-</sup>
	AA <sup>+</sup>	BB
*	AA <sup>+</sup>	C
	AA	A
	AA	A
	AA	A
	AA	BBB <sup>+</sup>
	AA	A <sup>-</sup>
	AA	B
	AA <sup>-</sup>	A <sup>-</sup>
	AA <sup>-</sup>	BBB <sup>+</sup>
	AA <sup>-</sup>	BBB <sup>+</sup>
	AA <sup>-</sup>	BBB <sup>+</sup>
	AA <sup>-</sup>	BBB <sup>+</sup>
	AA <sup>-</sup>	BBB <sup>-</sup>
	AA <sup>-</sup>	BBB <sup>-</sup>
	A	

*	BB		C	
*	B		C	

C

2021

Wind

COS

\*

14

14

12

23

/

/

/

23

Wind

23

12

3.48%

2.3

		0		0.00%
	8	1		0.75%
	5	3		2.65%
	5	0		0.00%
	8	1		0.49%
		1		0.30%
	3	0	1.97%	0.00%
		4	1.57%	0.27%
	8	3	1.52%	0.57%
	1	1	0.96%	0.96%
	0	1	0.00%	0.91%

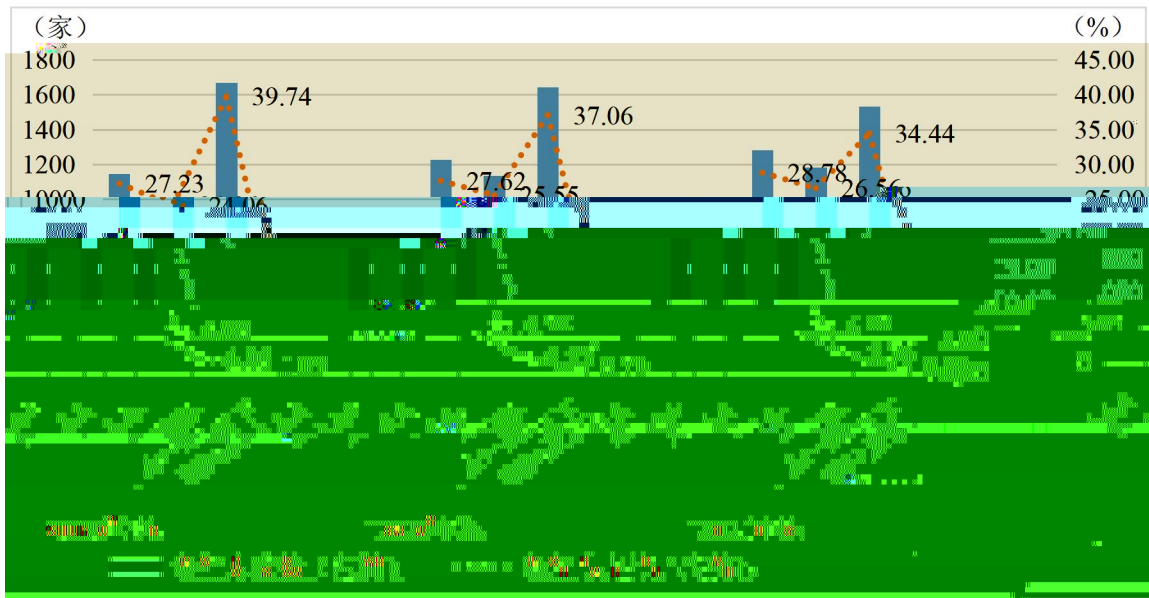
100

Wind

COS



2021	96.45%	2020	96.98%	2019	97.03%	AA <sup>-</sup>	
AA			34.44%	2020	2019		
2.62	5.30	AAA		28.78%	2020	2019	
	1.16	1.56	AA <sup>+</sup>		26.56%	2020	
2019		1.01	2.50	AA <sup>-</sup>		6.67%	2020
	0.09		2019	0.67		2021	
			AA				



COS

								AA <sup>-</sup>				
							90%	AA <sup>+</sup>	AA	AA <sup>-</sup>		
2020	2019							2020	2019			

	1,292	98.92	0.54	0.15	--	--	--	0.08	--	--	--	0.31
	1,196	0.33	97.66	1.00	0.25	--	--	0.08	0.08	--	0.08	0.50

	1,557	--	0.51	97.50	1.35	0.19	0.19	0.06	0.06	--	--	0.13
	292	--	--	0.34	93.49	3.08	1.37	0.34	1.03	--	0.34	--
	82	--	--	1.22	--	96.34	2.44	--	--	--	--	--
	8	--	--	--	--	--	87.50	--	12.50	--	--	--
	2	--	--	--	--	--	--	50.00	--	--	--	50.00
	0	--	--	--	--	--	--	--	--	--	--	--
	2	--	--	--	--	--	--	--	--	100.00	--	--
	0	--	--	--	--	--	--	--	--	--	--	--
	23	--	--	--	--	--	--	--	--	--	4.35	95.65

2021 1 1                      2021 12 31

COS

	1,135	99.47	0.09	--	--	--	--	--	--	--	--	0.44
	1,101	7.63	91.73	0.09	--	0.09	0.09	--	--	--	--	0.36
	1,717	--	6.12	91.44	1.63	0.17	0.17	0.12	--	0.06	0.06	0.23
	284	--	--	4.93	92.61	1.41	0.35	--	--	--	--	0.70
	72	--	--	--	4.17	93.06	2.78	--	--	--	--	--
	9	--	--	--	--	11.11	55.56	11.11	--	--	--	22.22
	1	--	--	--	--	--	--	100.00	--	--	--	--
	1	--	--	--	--	--	--	--	--	100.00	--	--
	4	--	--	--	--	--	--	--	--	--	--	100.00
	0	--	--	--	--	--	--	--	--	--	--	--
	21	--	--	--	--	--	--	--	--	--	--	100.00

2020 1 1                      2020 12 31

COS

	1,082	99.08	0.37	0.09	-	-	0.18	-	-	0.18	-	0.09
	1,023	7.04	90.81	0.68	0.20	-	-	-	-	0.20	0.10	0.98
	1,739	-	4.49	94.59	0.63	-	0.06	0.06	-	0.06	-	0.12
	261	-	-	6.51	90.42	1.53	-	-	-	0.38	-	1.15
	59	-	-	-	5.08	88.14	1.69	-	-	1.69	-	3.39
	11	-	-	-	-	9.09	63.64	-	-	-	-	27.27
	3	-	-	-	-	-	-	33.33	66.67	-	-	-

	2	-	-	-	-	-	-	-	50.00	-	-	50.00
	2	-	-	-	-	-	-	-	-	-	-	100.00
	1	-	-	-	-	-	-	-	-	-	-	100.00
	19	-	-	-	-	-	-	-	-	-	-	100.00

2019 1 1 2019 12 31  
COS

2021

3 2021

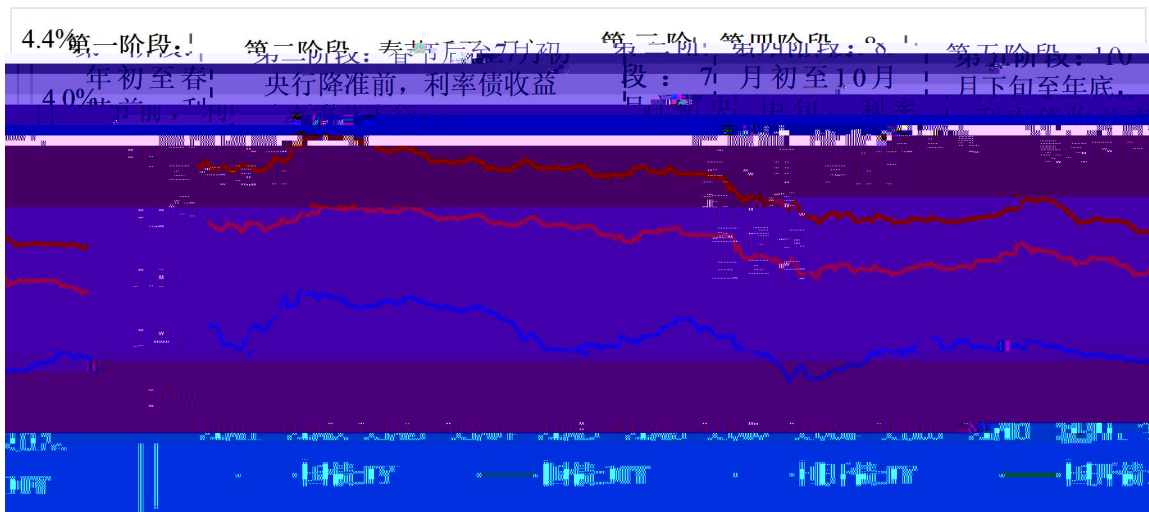
2021

7 9

8

12

1 LPR



Wind

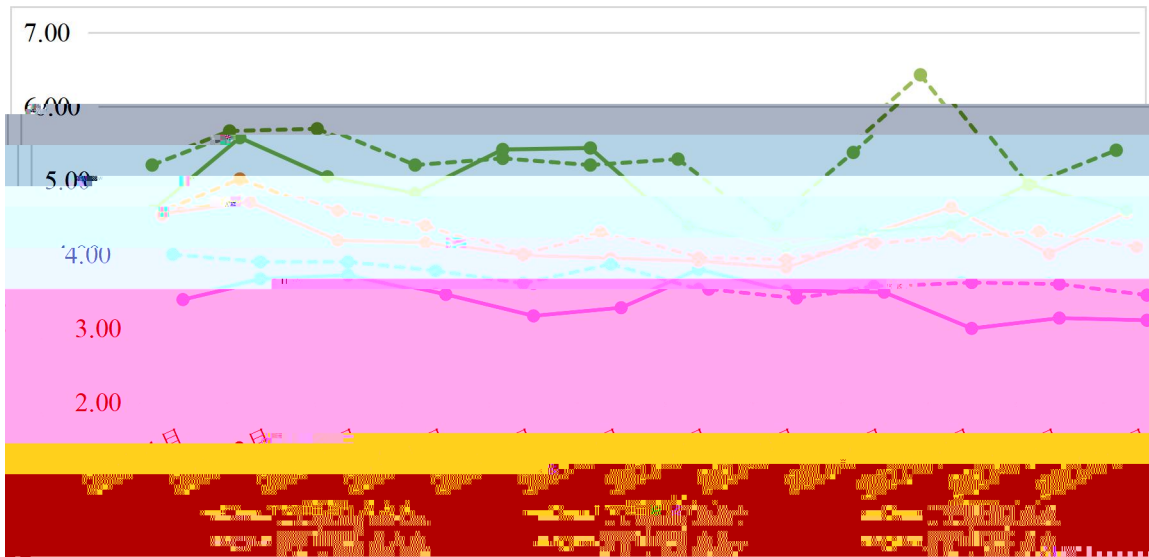
2021

11

Mann-Whitney U

12

13



Wind

11

12

13

95%

P

5%

10

12

Summary of Financial Data										
494	2.29~7.30	3.03	78.34	NA	79.89	446	80.32	NA	68.86	
465	2.58~7.10	3.68	141.73	63.40	69.66	445	140.25	59.93	68.82	
193	2.92~6.92	4.69	241.04	99.31	44.94	189	239.28	99.03	45.77	
146	2.47~5.80	3.38	98.51	NA	64.35	142.00	101.54	NA	61.17	
208	2.73~7.00	4.21	182.84	84.34	66.93	205.00	181.02	79.48	67.66	
116	2.99~7.30	4.74	233.49	50.65	44.72	112.00	228.31	47.29	44.78	
712	2.50~6.80	3.68	96.80	NA	58.25	694.00	97.89	NA	56.38	
584	3.15~7.50	4.30	157.94	61.14	49.17	573.00	155.53	57.65	48.35	
178	3.44~8.00	5.29	254.86	96.92	43.82	166.00	245.54	90.00	44.22	
166	3.18~5.37	3.84	99.78	NA	3284	166.00	100.51	NA	32.15	
30	3.76~5.00	4.24	136.31	36.53	21.69	30.00	135.89	35.38	21.85	
3	4.17~7.50	6.00	350.24	213.93	51.79	2.00	314.01	178.11	75.58	
53	3.20~5.00	3.89								

V

370

-

ཐམས་ཅད་ ལྟོ་ ལྟོ་ ལྟོ་ ལྟོ་ ལྟོ་ ལྟོ་ ལྟོ་ ལྟོ་ ལྟོ་  
 རང་དབང་ ལྟོ་ ལྟོ་ ལྟོ་ ལྟོ་ ལྟོ་

0'00

58