

12 27

2019 12 27

2019

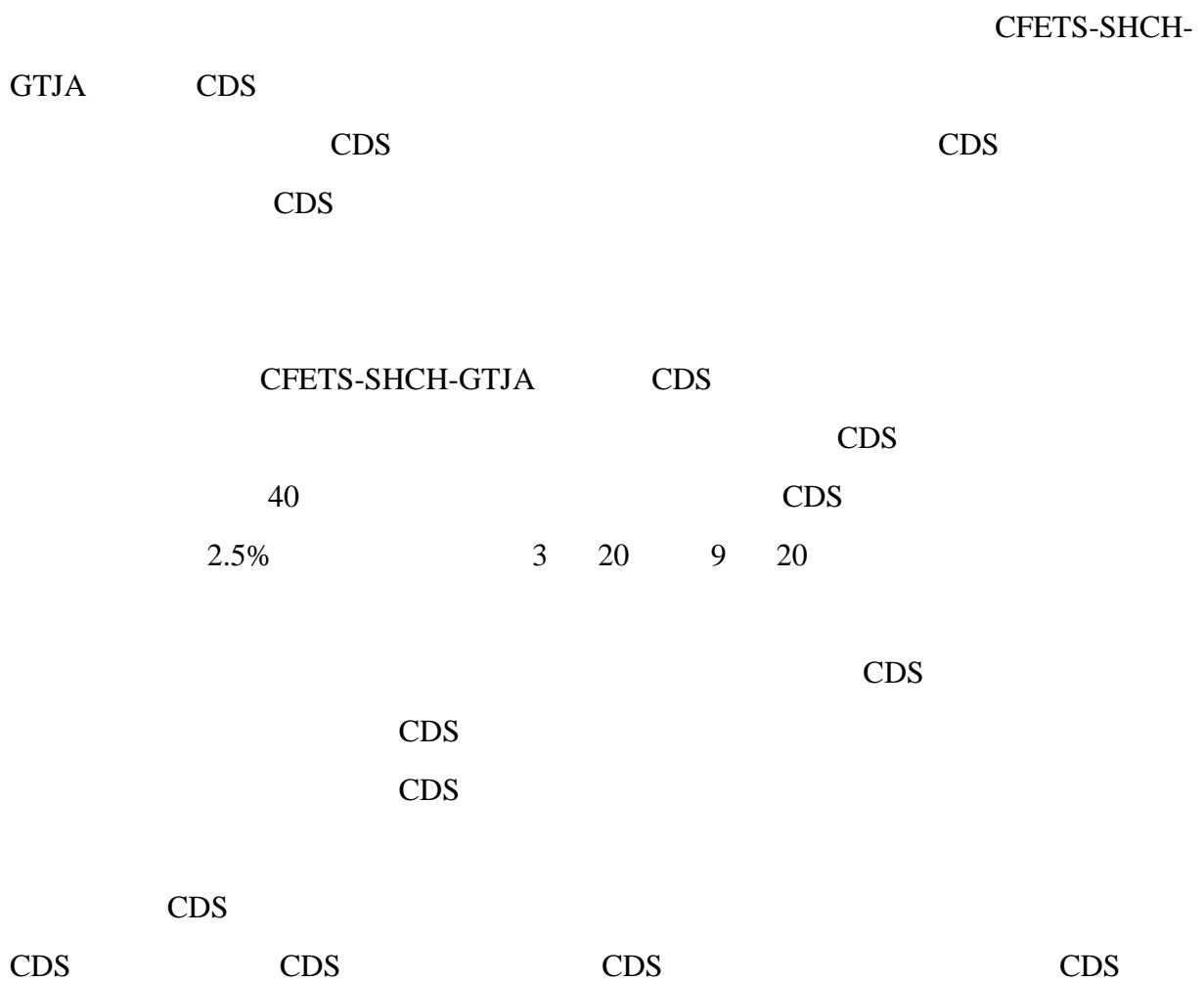
M2



2019 12 31

CDS

2019 12 26



CDS

CDS

CDS

CDS

CDS

CDS

CDS

CDS

2019 12 26

2019 12 21 2019

2019 1

-360 1

- 2019

-

- - 1
2019 1

2019

2019

2019 12 27

2019


2019

2019

2019

2019

2020



2019 11 2020 1

2020 1

2020

<https://m.hexun.com/economy/2019-12-26/199801332.html>

2019 12 26

2018

2018

2019

2019

<https://stock.hexun.com/2019-12-27/199810735.html>

2019 12 27

GDP

2018

1

5~6

REITs

<http://www.sinozizhi.com/newsinfo/2028336.html>

2019 12 30

2019

2019

40

2016

38


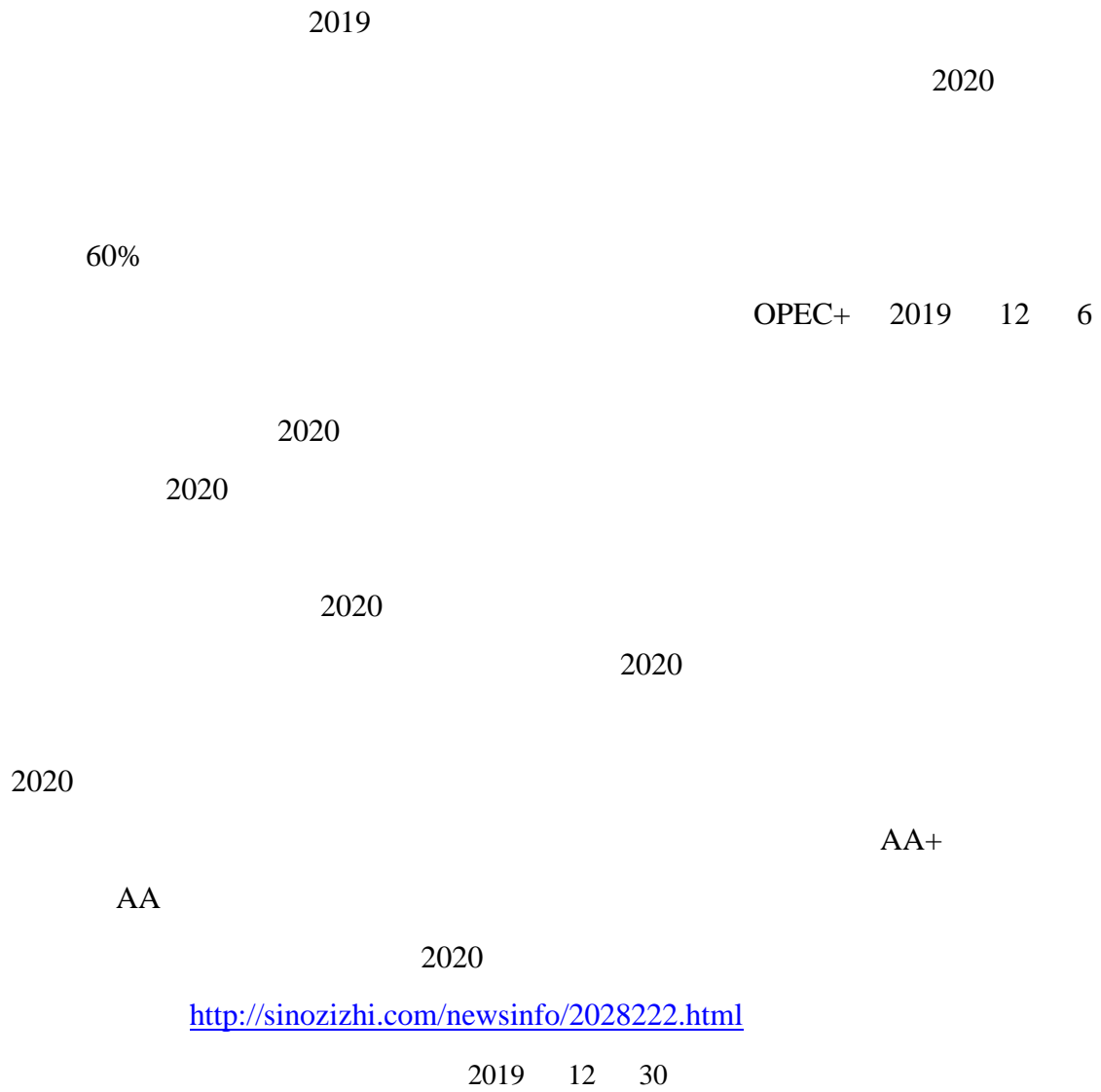
2020

2019

PMI

2020

PMI



GDP

3.9 1.1 1.3

2018

AA-

AAA

AA+

AA

<https://stock.hexun.com/2019-12-30/199831867.html>

2019 12 30

2020

2020

1

2 2019

2020

1

2020

2

3

5.00%~6.00%

1

2018

2 2019

2020

1% 2% -4%

1% 2% -2%

1

2019

2

<http://www.sinozizhi.com/newsinfo/2031248.html>

2019 12 31

2019

1

2

3

ABS

<http://sinozizhi.com/newsinfo/2031245.html>

2019 12 31
