

佳企取年

第 41 期


总第 336 期

企


" 18 CP001 "

2019


2019



2019 10 25



2019 10 28



9 21.6% 2.2

9 2.3%

2019

74% 1.97%

2018 1.70% 5~10 4.43% 1.92% 5.41%

45

2018 2019

570

13

/ 2019 98

SDR 136 3.4% 2019 2

26 8%

4.54 SDR 6.31 2018

2019

2019 8 51% 1100

26%

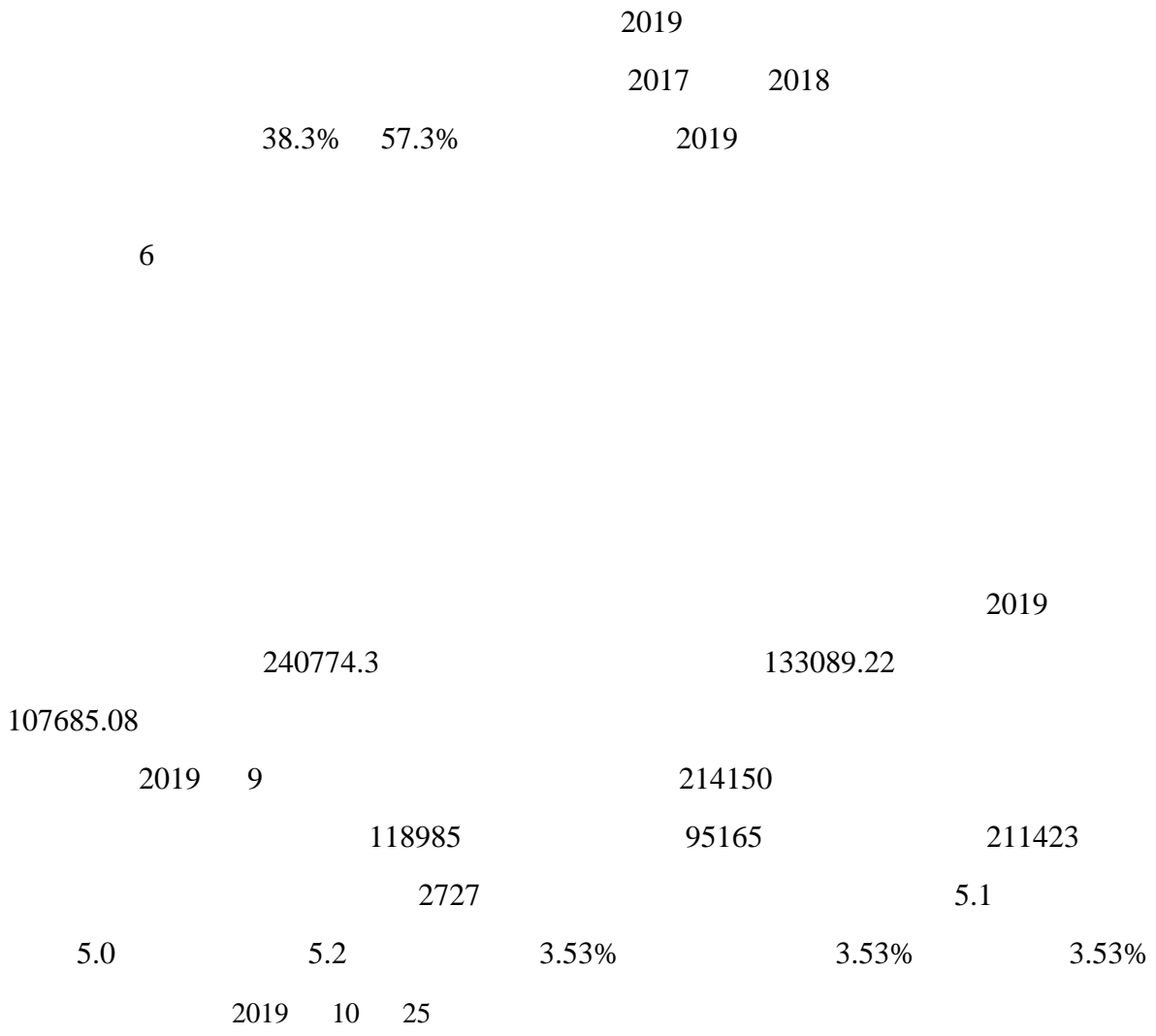
386

20 62 100

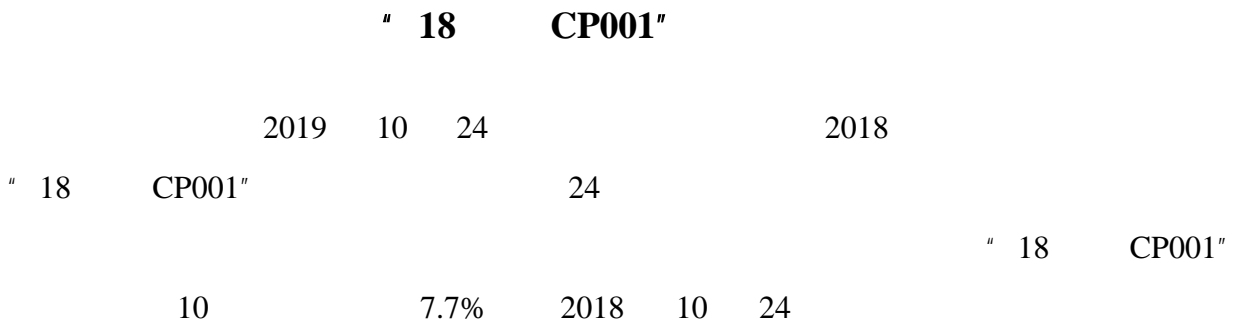
2019

4 20 2020 11

		60		JP		WGBI		2020		
2019	2									
		20~30								
		2019	10	24						
10	24			9		30367				
		9				2				
						2019				
63%										
9			2196				566			
1630				1416				176		
1240										
780										
9				41822				16676		
25146						30367				
9070			21297				11455			
		9						3.46%		
3.52%		3.42%		9				10.0		
11.8		8.8								
				2019				3.42%		
2018	3.87%	45		2019				8.9		
2018	6.3	2.6		10		12385		40.2%		
30	1		20		34		1594			



企



AA+				A-1				10.77	
				1986					
					500			16000	2019
500	379						100	76	
2018				450			26.8	13.6	
3.5%	3.2%	6.3%	2019	1	9		343.7	12.9	
8.4									
	10	23							
							" 18	CP001"	10
24									
							" 19	SCP001"	" 19
								SCP002"	" 19
SCP003"	" 18			CP001"	" 16	07"			
34.9									
	2019	10	25						

革

2008

2009

2008

2008

62.9	2018	9	152.9%
		48.3%	51.5%
	2008		



11.64% 2019 167
510.19 30.44%

RegS 90%
3~5 5

2019

20%

<https://news.hexun.com/2019-10-23/198981715.html>

2019 10 23

2019

2018

2019

15.82% 14.00%

997.79

1012.65

3.23% 4.64%

2018

2019

MPV SUV

SUV

49% 42%

2018

AAA AA+

2018

2019

2018

2018 7

"

"

<https://mp.weixin.qq.com/s/0ZdLYAFsn8jkjam4WV7SOA>

2019 10 29
