

联合绿色债券季报

Lianhe Quarterly Report on Green Bond Market

三季度我国绿色债券发行期数有所增加，我国绿色债券市场迎来统一标准

| 2020 | 2020 | 2020 | 2020 | 2020 | 2020 |
|--------|-------|------|-------|------|-------|
| 518.67 | 49 | 51 | 48.42 | 51 | 48.42 |
| 4 | 48.42 | 51 | 48.42 | 51 | 48.42 |
| 2020 | | | | | |
| 7 8 | | | | | |
| 7 21 | | | | | |
| 7 29 | | | | | |
| 7 31 | | | | | |

 联合资信评估股份有限公司
China Lianhe Credit Rating Co., Ltd.



2 PICC 17
100022
010-85679696
www.lhratings.com
lianhe@lhratings.com

 联合信用评级有限公司
United Credit Ratings Co., Ltd.



2 PICC 10
100022
010-85172818
www.lianhecreditrating.com.cn
lh@unitedratings.com.cn



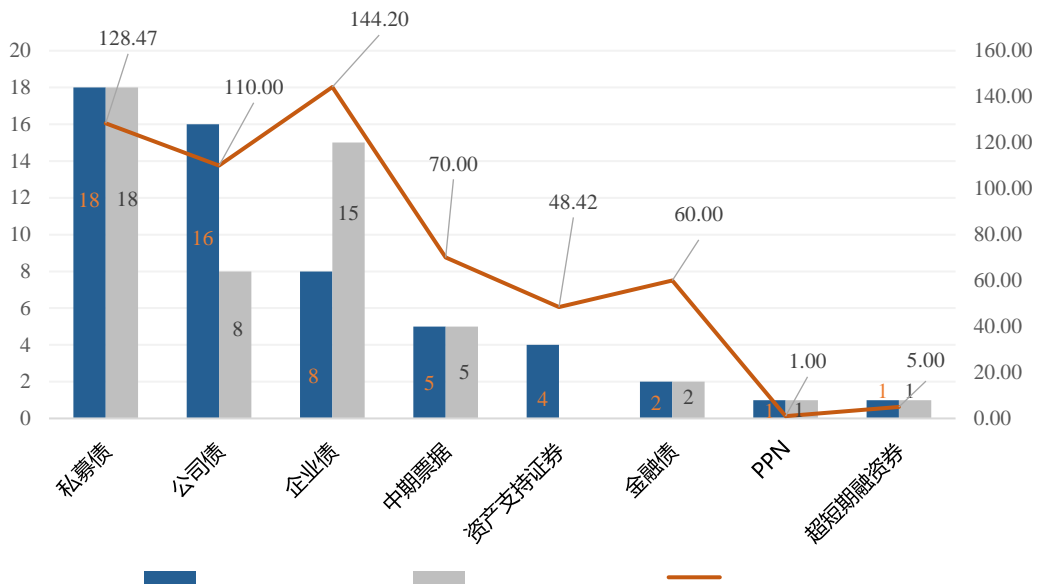
8

| | | | | | | | |
|--------|--------|--------|--|----|------|-------|-------|
| 2020 | | | | 20 | | GN002 | 20 |
| GN002 | | 20 | | 01 | 20 | | 01 20 |
| 01 | 20 | | | | 2020 | 1 | |
| | | 20 | | G1 | | | |
| | 2020 | | | | | | |
| 20.51% | 21.05% | 20.23% | | 20 | G1 | | 20 |

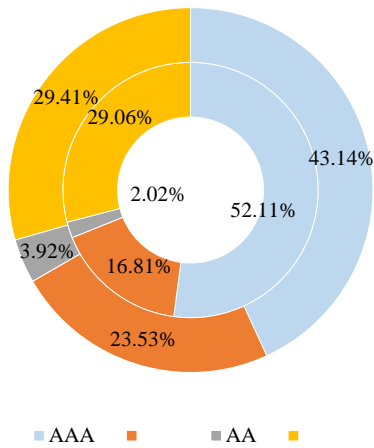
1 2020

| | 2016 | 2017 | 2018 | 2019 | 2020 1~9 | 2020 | 2020 % | 2020 % |
|--|------|------|------|------|-------------|------|-----------|-----------|
|--|------|------|------|------|-------------|------|-----------|-----------|

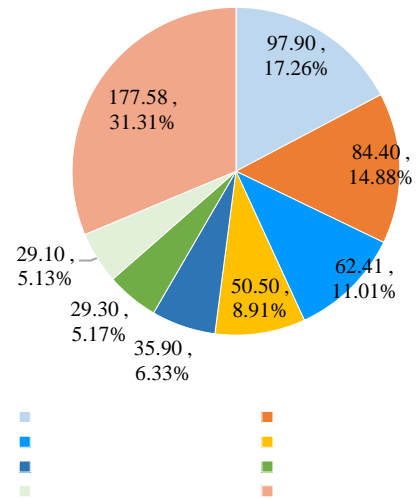
| | | | | | | | | |
|-----|-------|-----------|---------|------|-----|--|------|--------|
| 20 | GN001 | 2020/8/3 | 3+N | 4.33 | AAA | | 4.58 | -24.96 |
| 20 | | 2020/9/21 | 7 | 5.76 | AAA | | 6.01 | -24.87 |
| 20 | G4 | 2020/9/28 | 5 | 4.08 | AAA | | 4.18 | -10.13 |
| G | Y1 | 2020/8/28 | 3+N | 4.10 | AAA | | 4.20 | -9.69 |
| G20 | 2 | 2020/8/4 | 3+3+2+2 | 6.00 | AA | | 6.07 | -7.14 |
| 20 | GN002 | 2020/8/21 | 5 | 4.00 | AAA | | 4.04 | -4.41 |
| 20 | G2 | 2020/9/2 | 2+2 | 4.79 | AAA | | 4.82 | -2.50 |
| 20 | | 2020/9/24 | 7 | 6.03 | AAA | | 6.02 | 1.00 |
| 20 | | 2020/9/8 | 7 | | | | | |



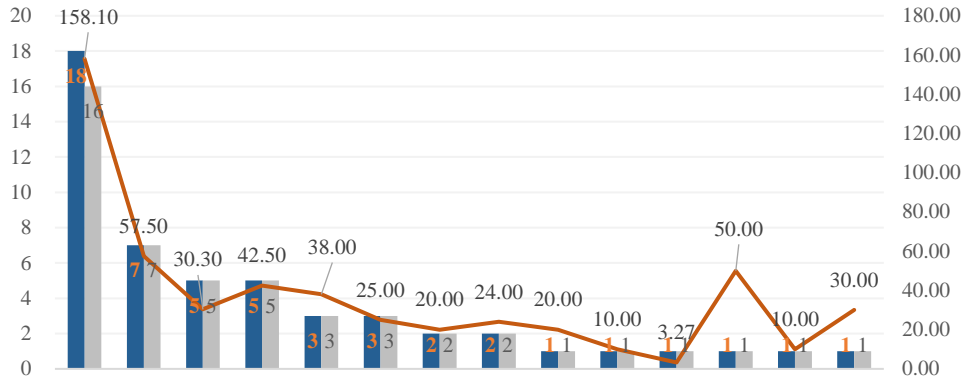
COS



COS



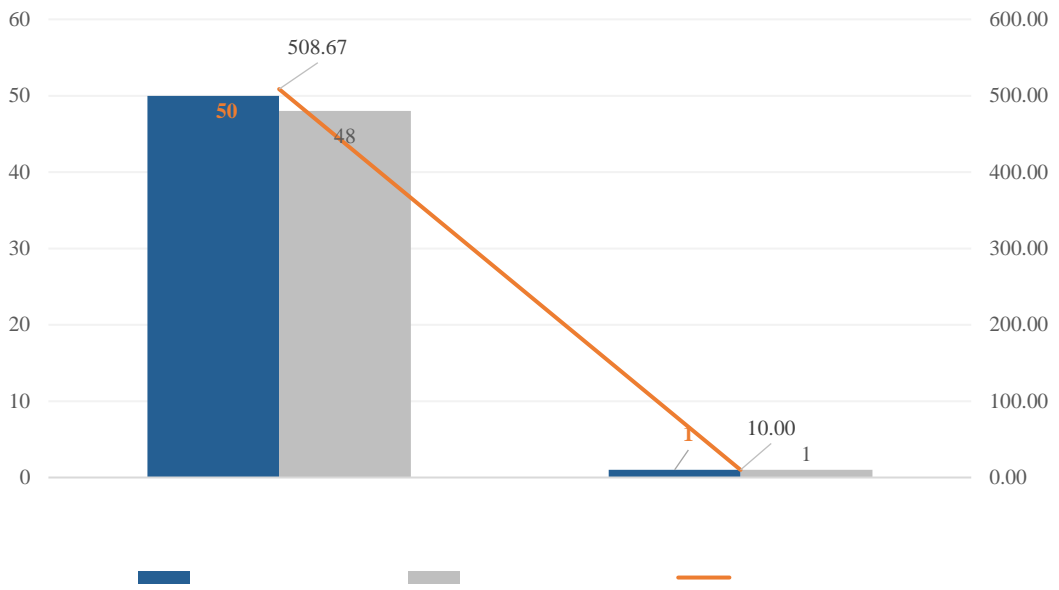
COS



Wind

COS

COS



COS



2020

7 8

2020

2020

2020

2020

2015

2020

2020

| | | | | | % | / 估 | | |
|-------------|--|-----------|------|-----|------|---------|--|--|
| 20 GN001 | | 2020/9/14 | 5.00 | 270 | 3.49 | --/AA+/ | | |

| | | | | | | | | | |
|-----|----|--|-----------|-------|-------|------|----------|--|--|
| 20 | 01 | | 2020/8/12 | 3.30 | 3+3+4 | 6.30 | AA+/AA+/ | | |
| 20 | | | 2020/7/24 | 10.00 | 7 | 4.97 | AA+/AA+/ | | |
| 20 | 02 | | 2020/8/21 | 7.00 | 7 | 5.05 | AA+/AA+/ | | |
| 20 | 01 | | 2020/8/24 | 6.50 | 7 | 5.49 | AA+/AA+/ | | |
| 20 | 02 | | 2020/8/28 | 10.00 | 7 | 5.50 | AA+/AA+/ | | |
| 20 | | | 2020/9/11 | 7.40 | 7 | 7.00 | AA+/AA/ | | |
| 20 | 01 | | 2020/9/23 | 7.00 | 7 | 7.50 | AA/AA/ | | |
| 20 | G1 | | 2020/7/29 | 10.00 | 3+N | 3.90 | AAA/AAA/ | | |
| G20 | Y | | 2020/8/18 | 10.00 | 3+N | 4.35 | AAA/AAA/ | | |
| G | Y1 | | 2020/8/26 | 20.00 | 3+N | 4.10 | AAA/AAA/ | | |
| G20 | 2 | | 2020/9/7 | 10.00 | 3 | 3.60 | AAA/AAA/ | | |
| 20 | G4 | | 2020/9/24 | 20.00 | 5 | 4.08 | AAA/AAA/ | | |
| 20 | G2 | | 2020/8/28 | 10.00 | 2+2 | 4.79 | AAA/AA+/ | | |
| G20 | 1 | | 2020/9/16 | 20.00 | 3+2 | 3.89 | AAA/AA+/ | | |
| 20 | G1 | | 2020/9/15 | 10.00 | 1+1+1 | 5.40 | AA+/AA+/ | | |
| G20 | 2 | | 2020/8/27 | 3.27 | 3 | 6.00 | AAA/AA/ | | |
| G20 | 2 | | 2020/9/2 | 6.00 | 3+2 | 5.90 | AA+/AA+/ | | |
| 20 | G1 | | 2020/8/26 | 10.00 | 3+2 | 4.25 | AA+/AA/ | | |
| G20 | 1 | | 2020/7/3 | 6.00 | 3 | 4.00 | AA+/AA/ | | |

| | | | | | | | | | |
|-----|----|--|-----------|-------|---------|------|---------|--|--|
| G20 | 2 | | 2020/7/31 | 3.50 | 3+3+2+2 | 6.00 | AA/AA/ | | |
| G20 | 1 | | 2020/9/9 | 3.00 | 3+2 | 4.15 | --/AA+/ | | |
| G20 | 1 | | 2020/8/27 | 6.20 | 3 | 5.00 | --/AA+/ | | |
| G20 | 1 | | 2020/9/25 | 14.00 | 3+2 | 7.00 | --/AA+/ | | |
| G20 | 1 | | 2020/9/25 | 10.00 | 3+2 | 5.67 | --/AA+/ | | |
| G20 | 1 | | 2020/7/15 | 8.00 | 3+2 | 6.00 | --/AA/ | | |
| G20 | | | 2020/8/26 | 5.00 | 2+2+1 | 6.50 | --/AA/ | | |
| G20 | 1 | | 2020/8/28 | 15.00 | 3 | 4.80 | --/AA/ | | |
| G20 | 1 | | 2020/8/28 | 10.00 | 2 | 6.90 | --/AA/ | | |
| 20 | G1 | | 2020/8/31 | 9.00 | 3+2 | 7.50 | --/AA/ | | |

G20

| | | | | | | | | |
|---|--------|----|-----------|-------|-----------|-----------|-----|-----|
| 1 | 2020-1 | -- | 2020/7/30 | 10.50 | 0.89~8.90 | 2.98~3.56 | -- | ABS |
| | 2020-1 | -- | 2020/8/24 | 17.81 | 0.75~9.01 | 3.19~3.90 | AAA | ABN |

2015

COS